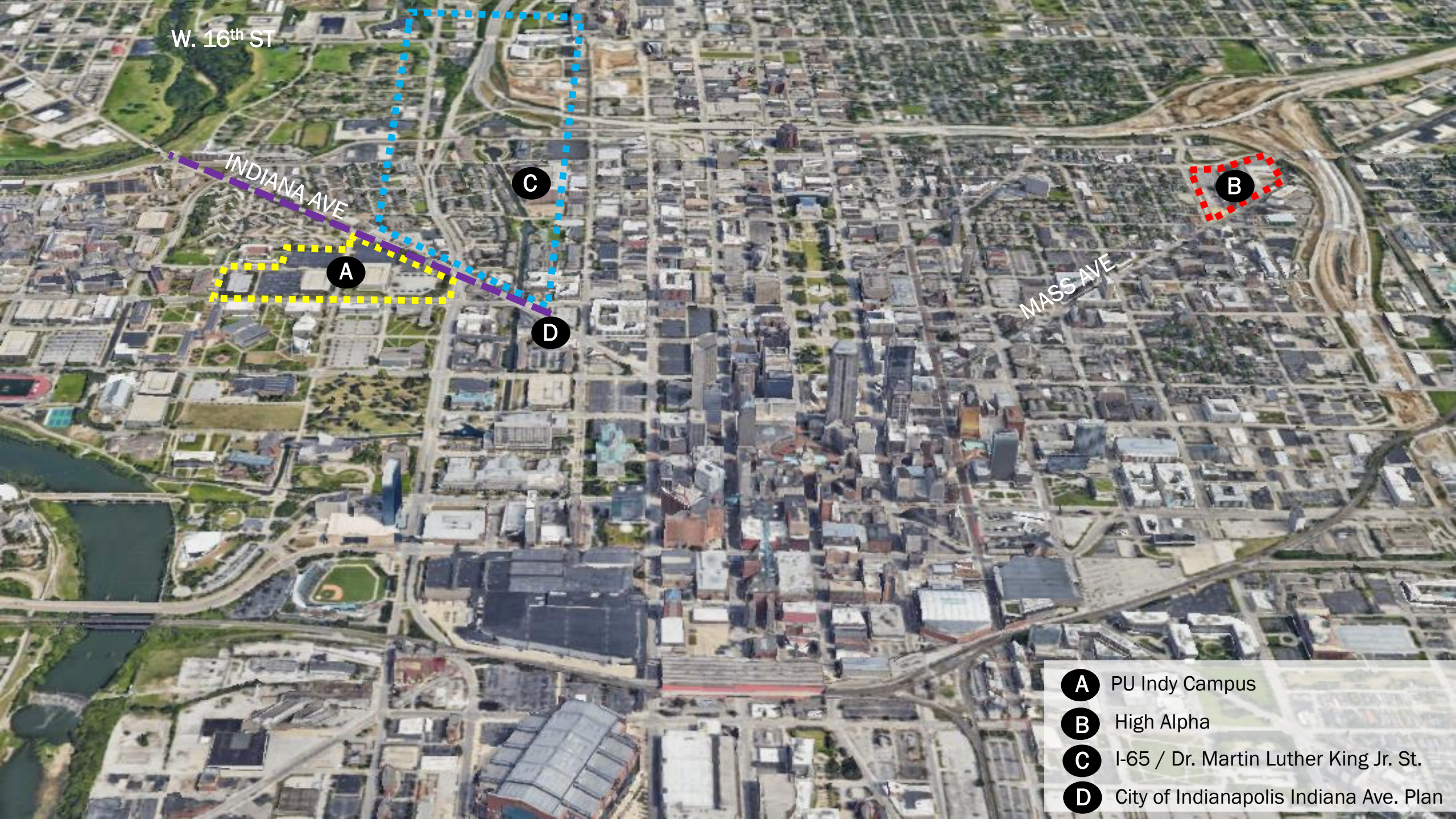


# *Board of Trustees Meeting*

August 4, 2023





W. 16th ST

INDIANA AVE

MASS AVE

A

C

B

D

- A** PU Indy Campus
- B** High Alpha
- C** I-65 / Dr. Martin Luther King Jr. St.
- D** City of Indianapolis Indiana Ave. Plan

# *Purdue University in Indianapolis – Work Stream*

## Branding, Marketing and Communications

- Campus Dress/Branding
- Student Experience

## Partnerships, Community and Government

- High Alpha
- Medical Engineering
- Pharm Training
- Sports Engineering
- Ascend Indiana
- Ransom Place
- Reimagine Indiana Avenue
- Ag Extension
- EPICS

## Academic

- Indiana Commission for Higher Education & Higher Learning Commission
- Faculty
- Staff
- Admissions
- New Programs
- Co-Op

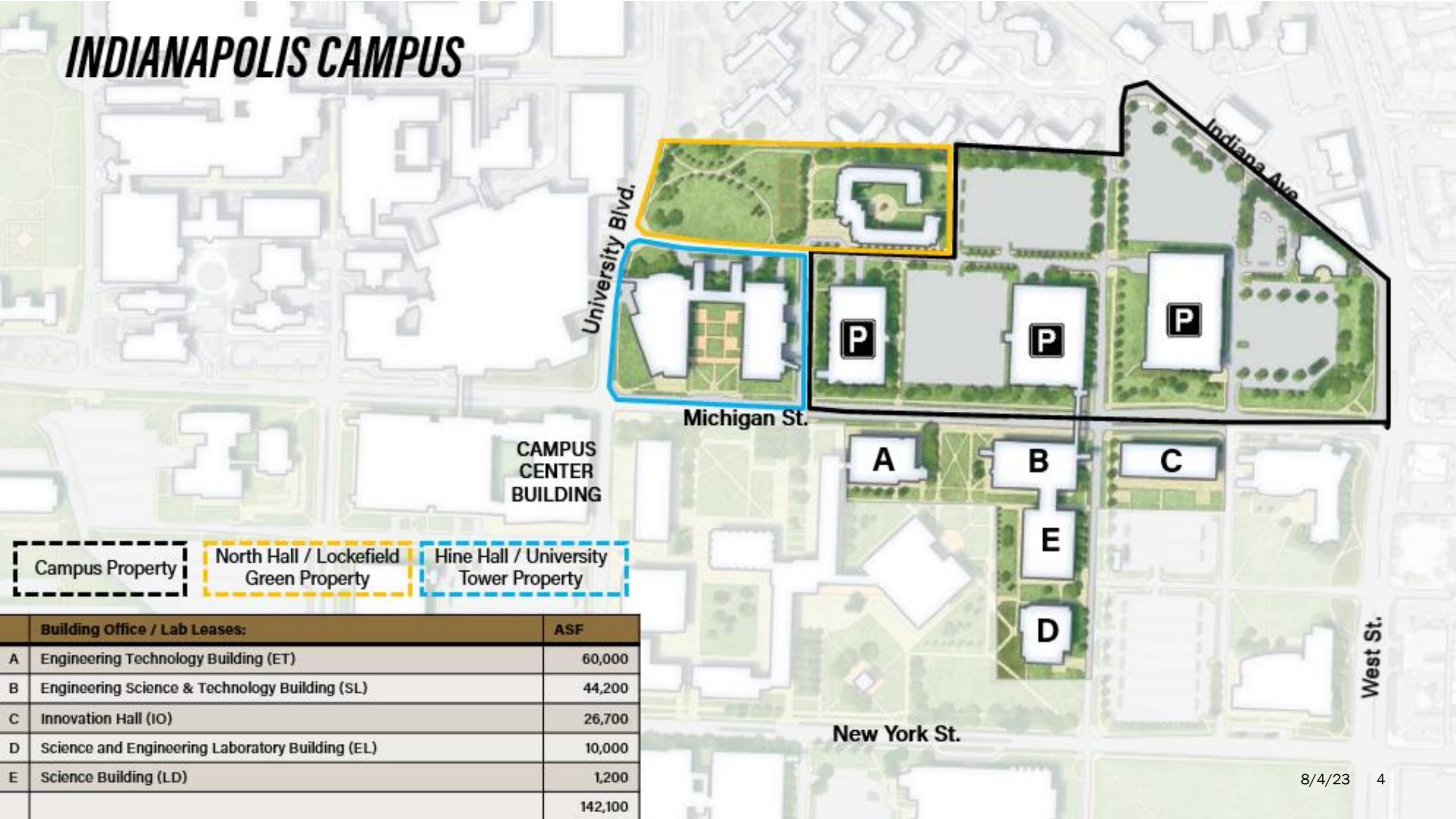
## Facilities and Operations

- Master Plan
- Services
- Housing and Transport

## Budget and Fundraising

- Cashflow
- Development Opportunities
- Endowment/Comprehensive Counseling Initiative

# INDIANAPOLIS CAMPUS



University Blvd.

Indiana Ave.

Michigan St.

CAMPUS CENTER BUILDING

A

B

C

E

D

New York St.

West St.

Campus Property

North Hall / Lockefield Green Property

Hine Hall / University Tower Property

	Building Office / Lab Leases:	ASF
A	Engineering Technology Building (ET)	60,000
B	Engineering Science & Technology Building (SL)	44,200
C	Innovation Hall (IO)	26,700
D	Science and Engineering Laboratory Building (EL)	10,000
E	Science Building (LD)	1,200
		142,100

# *FY23 Basic Metrics*



# *Financial*

- Operating surplus:
  - Purdue University West Lafayette: \$145M (5.68% of operating budget)
  - Purdue University Northwest: \$6M
  - Purdue University Fort Wayne: \$3M

# *Fundraising*

## Fundraising:

- **\$610M** (+12.5% YoY)
- First time above \$600M

## Donor count:

- 83,836 (+1.1% YoY)

## Purdue Day of Giving:

- **\$110M** (+61.7% YoY)
- First time above \$100M

# *Research Awards and National Center Wins*

- Awards: **\$613M** (+9% YoY)
  - First time above \$600M
- Expended: **\$548M** (+9.6% YoY)
  - First time above \$500M
- F&A recovery: **\$106M** (+11% YoY)
  - First time above \$100M
- 11 industry master agreements
- 10 national center wins or renewals with Purdue lead



# *Patents and Startups*

- IP Disclosures: 400 (+5.5% YoY)
- Patent applications: 809 (+15.7% YoY)
  - First time above 800
- Issued patents: 262 (+9.6% YoY)
- Patent licensed: 150 (-4.4% YoY)
  
- Startups licensing Purdue patents: 14

# *Undergraduate Admissions*

- 72,796 applicants (+6.6% YoY)
  - First time above 70,000
- 50% admission rate (4.6% more selective YoY)
  - Most selective since common app
- Yield rate: 25-27% depending on summer melt
- SAT score: 1,322
- GPA: 3.74

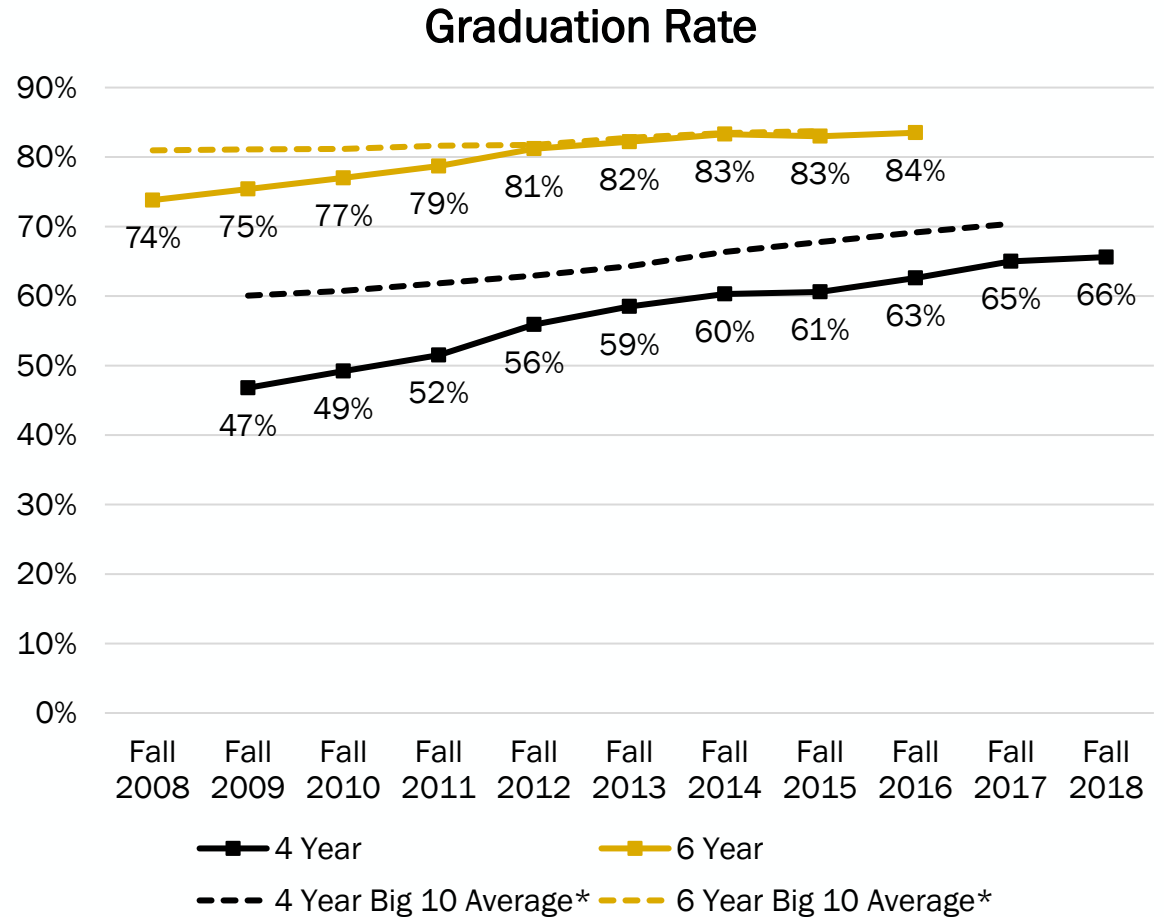
# Retention and Graduation Rates, EDR

## Retention:

- 1-year: 91% (-1% YoY)
- 2-year: 87% (-1% YoY)
- 3-year: 82% (-1% YoY)

## Graduation:

- 4-year: 66% (+1% YoY)
- 6-year: 84% (+1% YoY)
- Earnings to Debt Ratio: 6.02



# Graduate Student Admissions

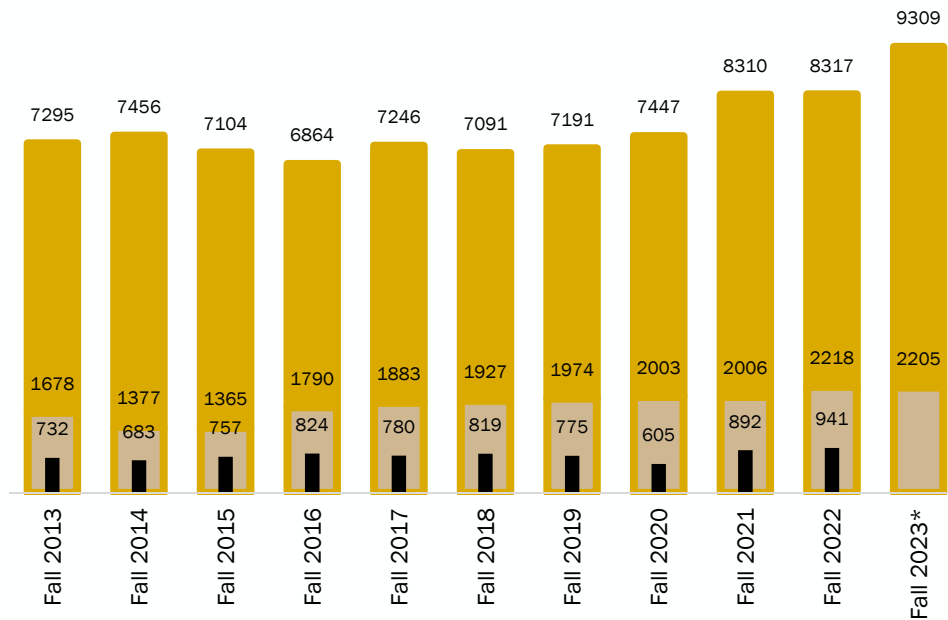
## PhD:

- 9,309 applicants
- 23.7% admission rate

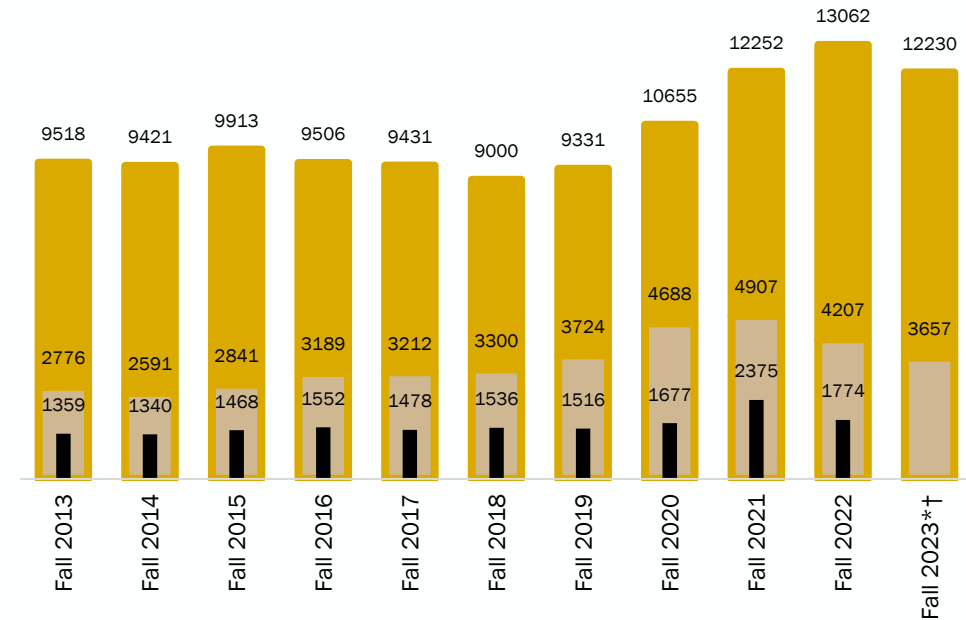
## Masters:

- 12,230 applicants
- 30% admission rate

### Doctoral



### Masters<sup>†</sup>



## *Purdue University Online Enrollment*

- Online Master's: 4,275 (part of 50,344 enrollment size at West Lafayette)
- Online Certificates: 10,203
- Online Certificates of third-party content: 6,975
- West Lafayette residential students taking online courses: 11,374

# *Faculty Awards, Citations and Books*

- Major Awards: 67 prestigious awards by Academic Analytics
  - Young Investigator Awards: 24
- Publication citations (3-year average): 500,626 (+3.3% YoY)
- Books: 61

# *Reputation, Marketing and Branding*

- Top 10 U.S. public university (QS)
- Top 4 U.S. agriculture (QS), engineering (USNWR), patents (USPTO)
  
- #16 global innovative companies/nonprofits
- #10 Global University Visibility
  
- Earned media: 88,700 (+62% YoY), 78.4B impressions (+62% YoY)
- YouTube: 55.3M views (+2,050% YoY)
- Podcast: 1.25M listens (+264% YoY)
  - #2 education chart

*Thank You*

